

# OPTIMUM

## INSTALLATION INSTRUCTIONS

### 2 PORT ZONE VALVE OP-2PORT & OP-2PORT28

The **OP-2PORT** and **OP-2PORT28** are 2 Port spring return valves with 22mm / 28mm compression fittings and an auxiliary switch. This is for general purpose flow control applications or central heating systems. When correctly wired with an appropriate room thermostat, cylinder thermostat and programmer the valve will control the water from the boiler to hot water and from the boiler to central heating.

#### SPECIFICATIONS

- Supply Voltage 220-240V AC 50 Hz
- Power consumption 6W
- Fluid temperature range: +5 to +88 °C
- Cable length one metre
- Max. Differential pressure for 22mm = 1 Bar
- Max. Static pressure 10.0 Bar
- Max. Ambient temperature 52 °C

#### INSTALLATION

Before fitting the valve, read through the plumbing and wiring instructions. When replacing the valve actuator only, set the Auto/Manual lever to the "Manual Open" position before removal. On the replacement actuator set the Auto/Manual lever to "Manual Open" position before fitting.

#### WIRING

All wiring should be carried out to IEE Regulations

Brown	- Live
Orange	- End switch out
Grey	- End switch in
Blue	- Neutral
Green & Yellow	- Earth

#### PLUMBING

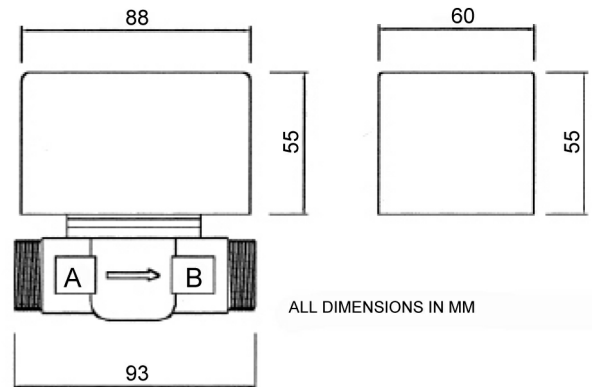
When connecting to pipe work do not use the actuator for leverage. Valves should be held by wrench flats on body. Place AUTO/MAN lever in the "MAN" position when filling, venting or draining the system.

#### TAKE CARE NOT TO OVER TIGHTEN

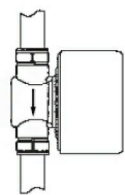
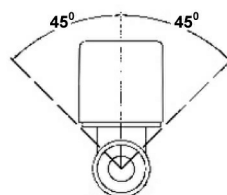
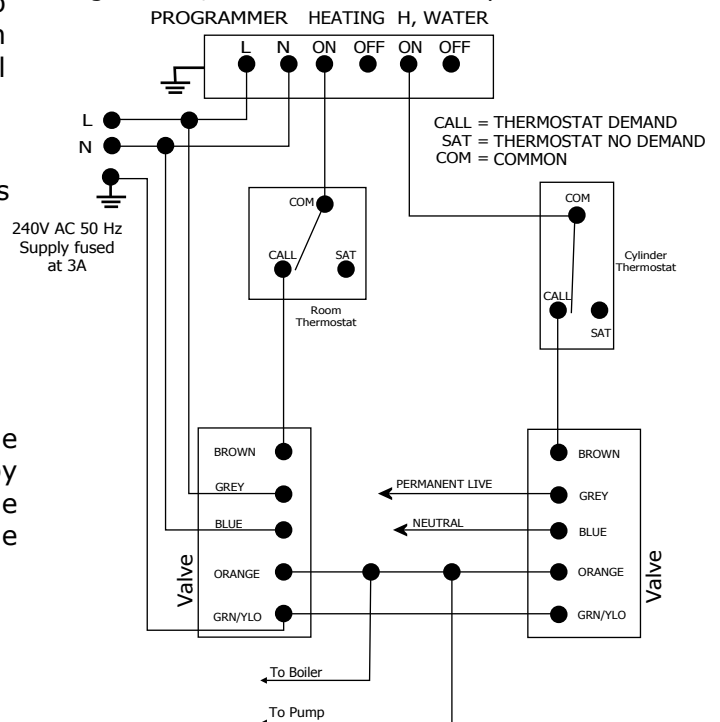
#### WARNING

All controls must be earthed. All valves should have a means of disconnection from the electrical mains supply which incorporates a contact separation of at least 3mm in all poles.

**All wiring must be carried out by a competent electrician.**



Typical circuit using two zone valves (OP-2PORT or OP-2PORT28) Programmer, Room Thermostat & Cylinder Thermostat



# OPTIMUM

## INSTALLATION INSTRUCTIONS

### 3 PORT MID-POSITION VALVE OP-MID & OP-MID28

The **OP-MID** and **OP-MID28** are 3 Port spring return mid-position valves with 22mm and 28mm compression fittings and 230V AC switched output. These are used on fully pumped systems which when correctly wired with an appropriate room thermostat, cylinder thermostat and programmer will control the hot water from the boiler to either hot water only, heating only, or both simultaneously.

#### SPECIFICATIONS

- Supply Voltage 220-240V AC 50 Hz
- Power consumption 6W
- Fluid temperature range: +5 to +88 °C
- Cable length one metre
- Max. Differential pressure for 22mm = 1 Bar
- Max. Static pressure 10.0 Bar
- Max. Ambient temperature 52 °C

#### INSTALLATION

Before fitting the valve, read through the plumbing and wiring instructions. When replacing the valve actuator only, set the Auto/Manual lever to the "Manual Open" position before removal. On the replacement actuator set the Auto/Manual lever to "Manual Open" position before fitting.

#### WIRING

All wiring should be carried out to IEE Regulations

- |                |   |
|----------------|---|
| White          | - Room Thermostat Call / Heating on Grey  |
| Orange         | - Cylinder Thermostat Sat / Hot water off |
| Pump Blue      | - Neutral                                 |
| Green & Yellow | - Earth                                   |

#### PLUMBING

When connecting to pipe work do not use the actuator for leverage. Valves should be held by wrench flats on body. Place AUTO/MAN lever in the "MAN" position when filling, venting or draining the system.

#### TAKE CARE NOT TO OVER TIGHTEN

#### WARNING

All controls must be earthed. All valves should have a means of disconnection from the electrical mains supply which incorporates a contact separation of at least 3mm in all poles.

**All wiring must be carried out by a competent electrician.**

